



Thyristors type P75 are of modern design with pressure contacts, high alumina ceramic insulator and cold-welding encapsulation. Designed for use in high frequency power electronic circuits and equipment under normal operating conditions.

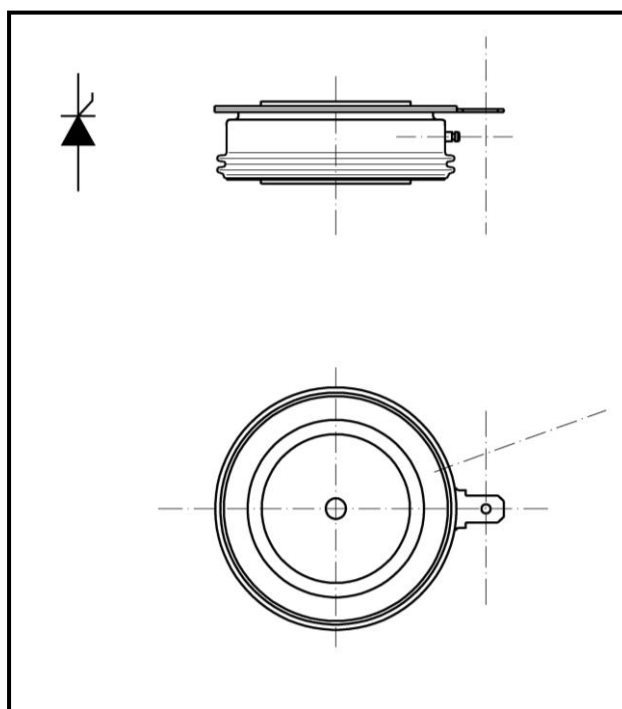
### KEY PARAMETERS

$U_{DRM}, U_{RRM}$	up to 1600 V
$I_{T(AV)}$	600 A
$I_{TSM}$	7000 A
$du/dt^*$	1000 V/ $\mu$ s
$di/dt$	400 A/ $\mu$ s

\* maximum (non standard) value

### FEATURES

- all diffused design
- high current capabilities
- high surge current capabilities
- low turn-off time values
- guaranteed  $di/dt$
- high rates voltages
- high  $du/dt$
- low gate current
- interdigitated dynamic gate
- low thermal impedance
- tested according to IEC standards
- compact size and small weight



Outline type code: JEDEC TO-200AB  
(E-puk)

See package details for further information

### APPLICATION

- High Frequency Inverters
- Induction Heating Inverters
- Uninterruptable Power Supplies

Designed for use in high power industrial and commercial electronic circuits and equipment where high currents are encountered and high reliability is essential.

# P75-600

## Inverter Type Thyristor



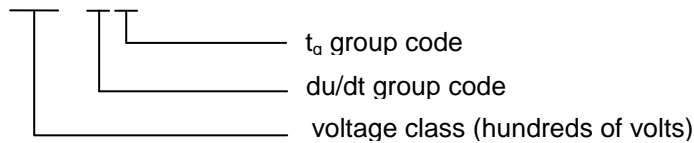
Zakłady Elektronowe  
**LAMINA S.A.**

KKP75600, November 2006 version

### ORDERING INFORMATION

When ordering please refer to device code builder presented below.  
Please use the complete part number when ordering, quote or in any future correspondence relating to your order.

**P75-600-□□-□□**



This is standard device, with no dynamic parameters specified and standard accessory set.  
Please refer to **Electrical Parameters** if specific dynamic demands have to be met.  
Those information, as well as any other concerning non-standard accessories e.g. custom leads length or lead terminal connector type should be included in the order.

### ELECTRICAL PARAMETERS

#### Voltage ratings

Voltage class	$U_{DRM}, U_{RRM}$	$U_{DSM}, U_{RSM}$	$I_{DRM}, I_{RRM}$
	V	V	mA
14	1400	1500	
16	1600	1700	

#### du/dt group codes

Group code	du/dt
	V/ $\mu$ s
5	320
6	500
7	1000

#### $t_q$ group codes

Group code	$t_q$
	$\mu$ s
2	50
3	40
4	32

Zakłady Elektronowe LAMINA S.A.  
Puławska 34  
PL-05-500 Piaseczno  
POLAND

Tel.: +48-22-7572731  
Tel.: +48-22-3989409  
Fax.: +48-22-3989407  
e-mail: sekretariat@lamina.com.pl  
www.lamina.com.pl

# P75-600

## Inverter Type Thyristor

KKP75600, November 2006 version

### Electrical properties

Parameter		Unit	Test conditions	Value
Average on-state current @ heatsink temperature	$I_{T(AV)}$	A		600
	$T_h$	°C		55
RMS on-state current	$I_{T(RMS)}$	A		940
Surge current	$I_{TSM}$	A	$T_j=125^\circ\text{C}$ , $U_R=0,8U_{RRM}$ , $t_p=10\text{ms}$	7000
$I^2t$ – value	$I^2t$	$\text{kA}^2\text{s}$		245
On-state voltage drop max.	$U_{TM}$	V	$T_j=25^\circ\text{C}$ , $I_{TM}=1500\text{A}$	2,2
Threshold voltage	$U_{T(T0)}$	V		1,37
Slope resistance	$r_T$	$\text{m}\Omega$		0,62
Latching current	$I_l$	mA	$T_j=25^\circ\text{C}$ , $U_D=12\text{V}$	800
Holding current	$I_H$	mA	$T_j=25^\circ\text{C}$ , $U_D=12\text{V}$	200
Circuit commutated turn-off time	$t_q$	$\mu\text{s}$	$T_j=125^\circ\text{C}$ , $I_{TM}=250\text{A}$ , $di_R/dt=25\text{A}/\mu\text{s}$ , $du/dt=20\text{V}/\mu\text{s}$ , $U_D=0,67U_{DRM}$ , $U_{RM}=100\text{V}$	32, 40, 50
Turn-On time (typical)	$t_{on}$	$\mu\text{s}$	$I_{TM}=100\text{A}$ , $U_{DM}=100\text{V}$	4
Rate of rise of on-state current- repetitive	$di/dt$	$\text{A}/\mu\text{s}$	$T_j=125^\circ\text{C}$ , $I_{TM}=3I_{T(AV)}$ , $U_D=0,67U_{DRM}$ , $f=50\text{Hz}$ , $I_{GM}=1\text{A}$ , $di_G/dt=1\text{A}/\mu\text{s}$	400
Critical rate of raise of off-state voltage	$du/dt$	$\text{V}/\mu\text{s}$	$T_j=125^\circ\text{C}$ , $U_D=0,67U_{DRM}$	320 – 1000 (see $du/dt$ group codes)
Gate current to trigger	$I_{GT}$	mA	$T_j=25^\circ\text{C}$ , $U_D=12\text{V}$	300
Gate voltage to trigger	$U_{GT}$	V	$T_j=25^\circ\text{C}$ , $U_D=12\text{V}$	3

### Thermal properties

Parameter		Unit	Test conditions	Value
Thermal resistance, junction to heatsink	$R_{thJH}$	°C/W	two sided, DC	0,04
Thermal resistance, case to heatsink	$R_{thCH}$	°C/W	two sided	0,01
Operating junction temperature	$T_{jmin} \dots T_{jmax}$	°C		-40...+125
Storage temperature	$T_{stg}$	°C		-40...+125

### Mechanical properties

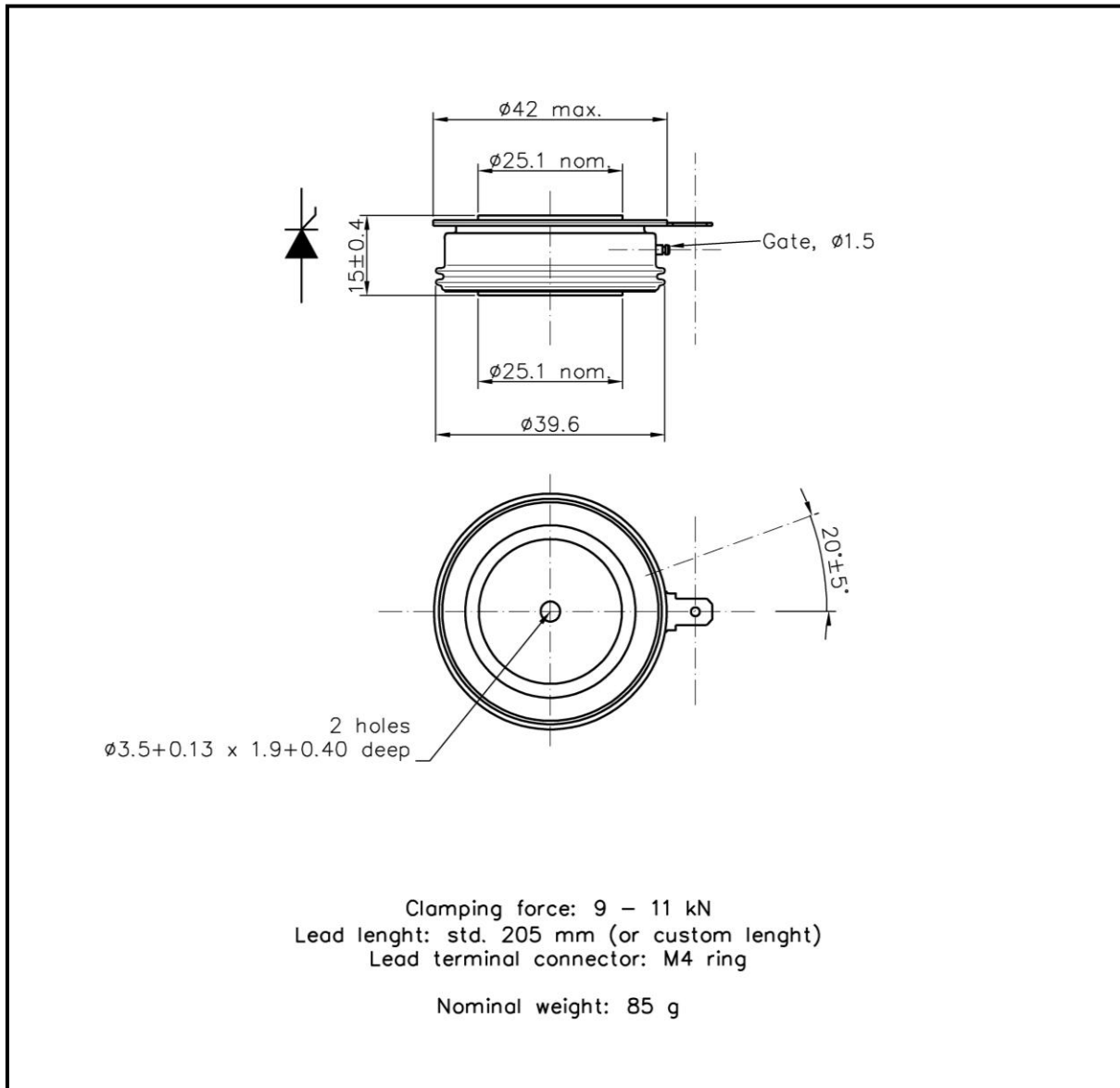
Parameter		Unit	Value
Clamping force	$F_M$	kN	9,0 ... 11,0
Weight	m	g	85

# P75-600

## Inverter Type Thyristor

KKP75600, November 2006 version

### Package details



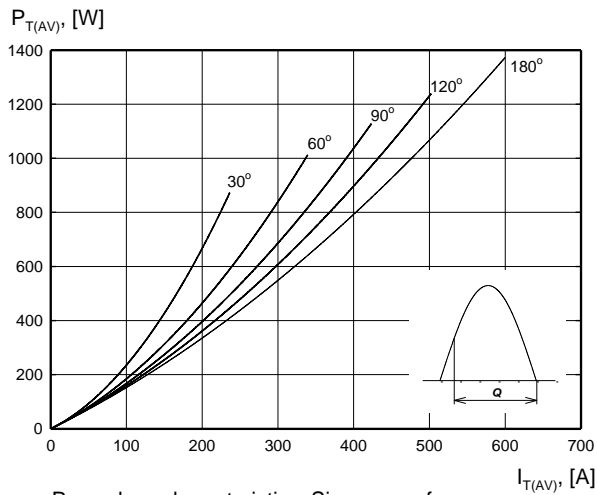
For further package information, please contact Sales & Marketing Department. All dimensions in mm, unless stated otherwise.  
Do not scale.

# P75-600

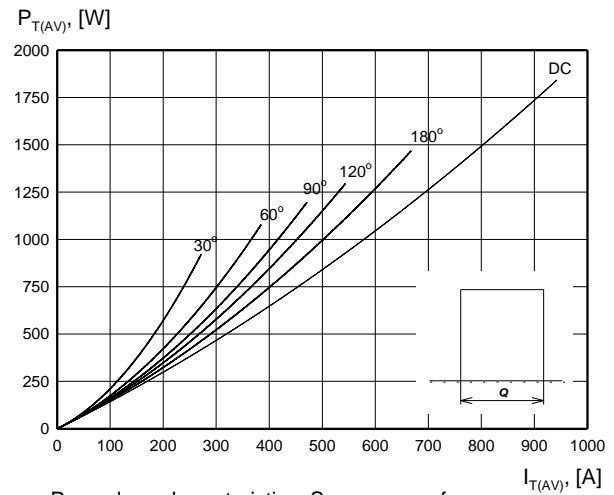
## Inverter Type Thyristor

KKP75600, November 2006 version

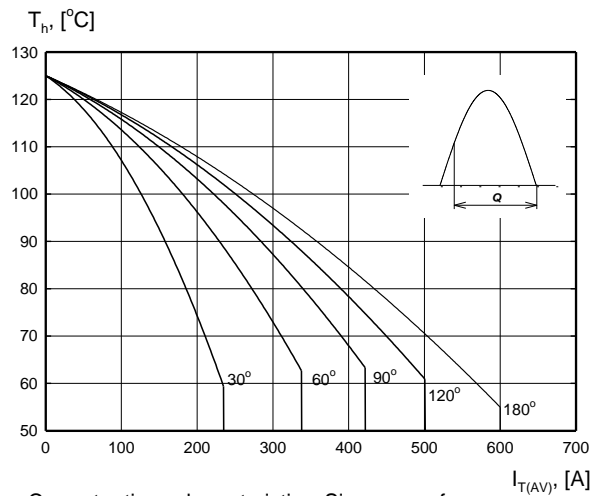
### CHARACTERISTICS



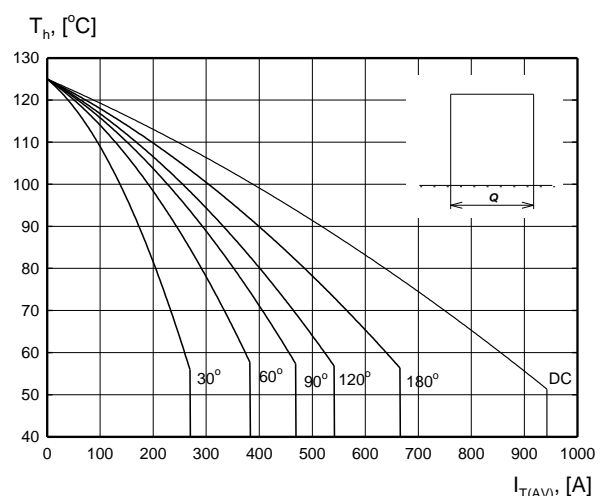
Power loss characteristics. Sinus wave form.



Power loss characteristics. Square wave form.



Current ratings characteristics. Sinus wave form.



Current ratings characteristics. Square wave form.

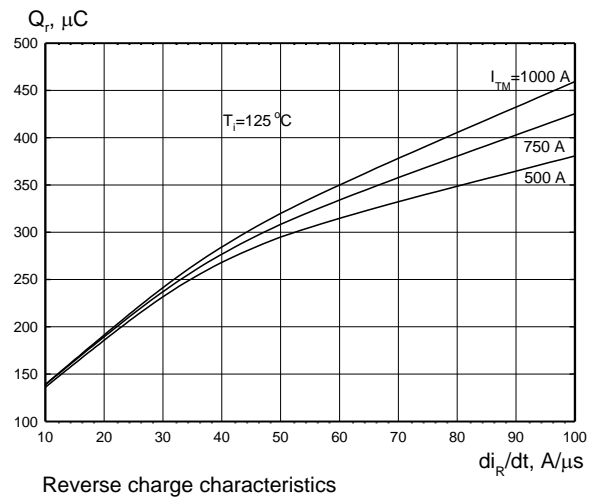
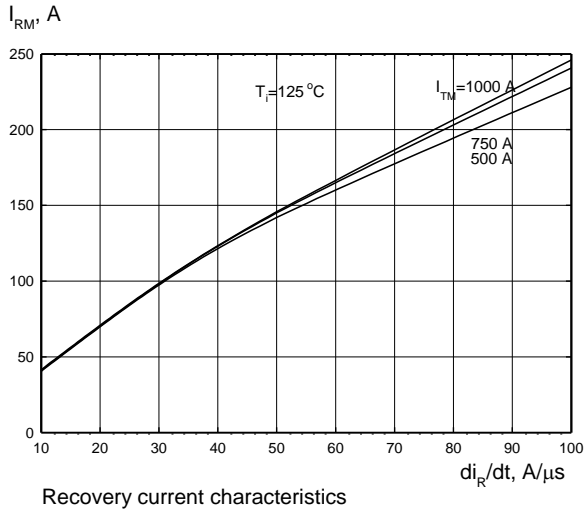
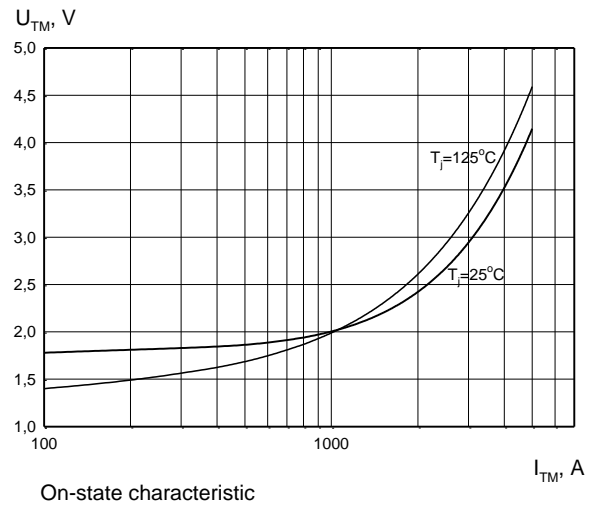
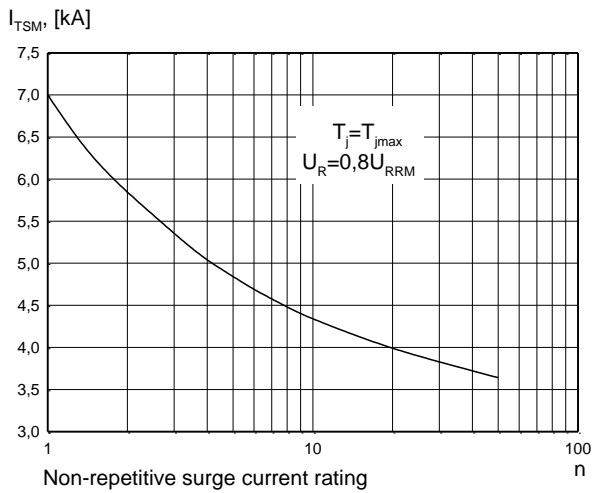
# P75-600

## Inverter Type Thyristor



Zakłady Elektronowe  
**LAMINA S.A.**

KKP75600, November 2006 version



Zakłady Elektronowe LAMINA S.A.  
Puławska 34  
PL-05-500 Piaseczno  
POLAND

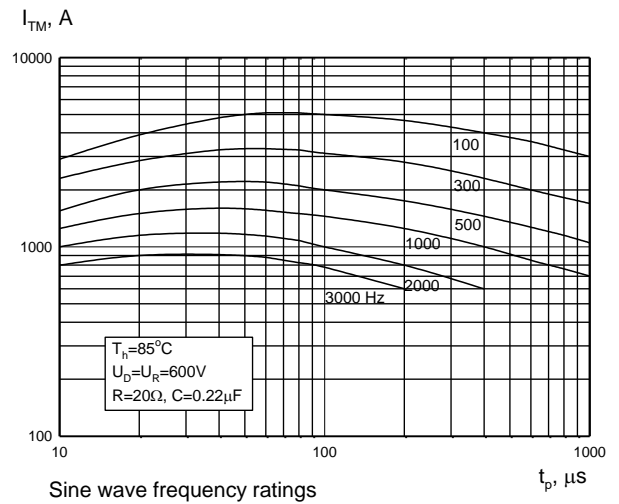
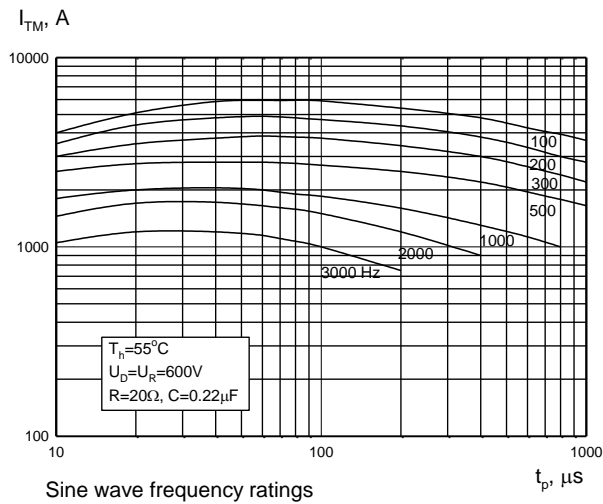
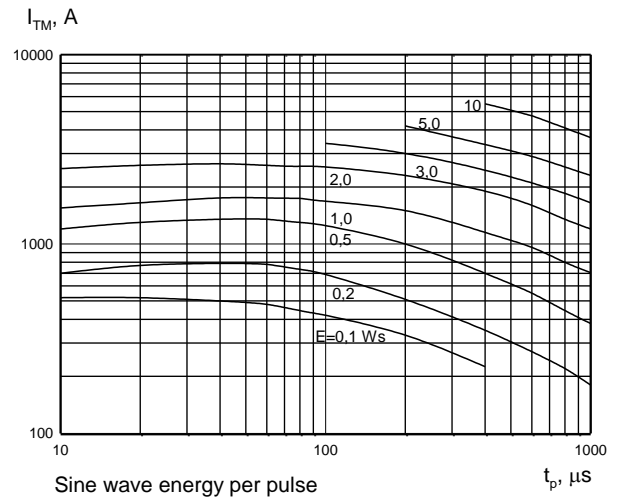
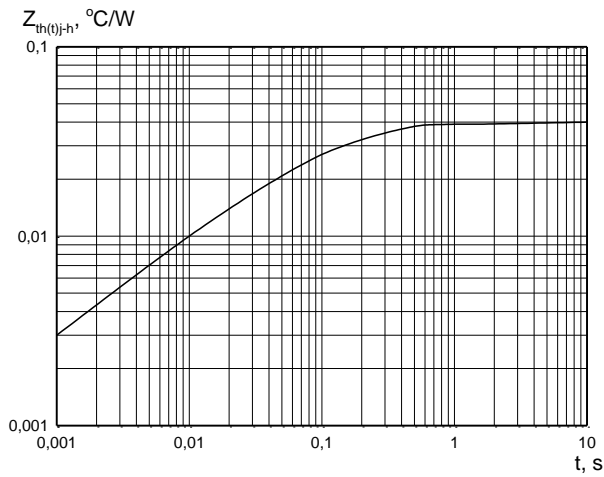
Tel.: +48-22-7572731  
Tel.: +48-22-3989409  
Fax.: +48-22-3989407  
e-mail: sekretariat@lamina.com.pl  
www.lamina.com.pl

# P75-600

## Inverter Type Thyristor

KKP75600, November 2006 version

### Thermal Impedance and Frequency characteristics

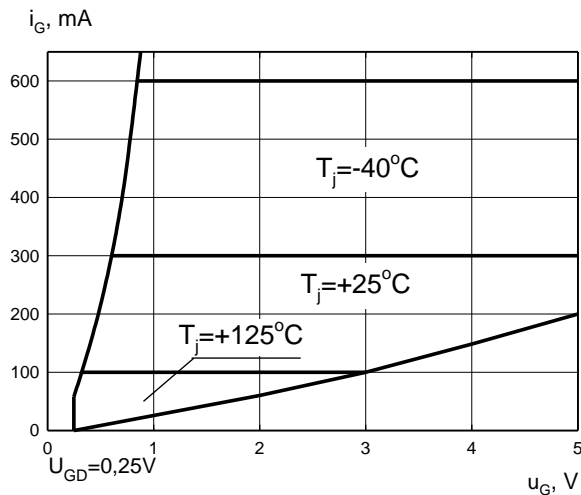


# P75-600

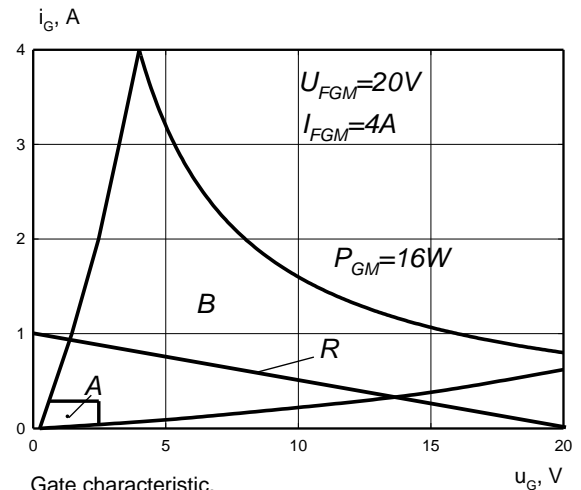
## Inverter Type Thyristor

KKP75600, November 2006 version

### Gate characteristics



Gate characteristic. Possible trigger area.



Gate characteristic.

A - possible trigger area  
B - permitted gate pulse forcing area  
R - recommended gate drive load line

### HEATSINKS

LAMINA S.I. has its own proprietary range of extruded aluminium heatsinks designed to optimise the performance of our semiconductors with natural and forced air flow. High efficiency water cooled copper heatsinks are also available.

### DEVICE CLAMPS

Disc devices require the correct clamping force to ensure their best operation. LAMINA S.I. offers a wide selection of clamps to suit all of our manufactured devices.

### POWER ASSEMBLY CAPABILITY

LAMINA S.I. provides a support for those customers requiring more than a basic semiconductor and offers precisely assembled Power Blocks according to factory or customer standards.